



# Signing into Culture Amp

## How do I log on?

1. Click on [www.cultureamp.com](http://www.cultureamp.com)
2. Click on sign-in on the top right-hand side of page.
3. Enter in your details and click sign in.



**C Culture Amp**

Email

Password

**Sign in**

[Can't sign in?](#)

Sign in with Google

Sign in via SSO

## Forgotten your password?

1. Click on can't sign in (under the blue sign-in button, pictured above).
2. Enter your work email address and click send recovery email (pictured below).
3. You will receive an email from [ajones@ceob.edu.au](mailto:ajones@ceob.edu.au) via Culture Amp that will provide you with prompts to set a password.

**C Culture Amp**

**Can't sign in?**

Don't worry – just enter your work email to get access to your account.

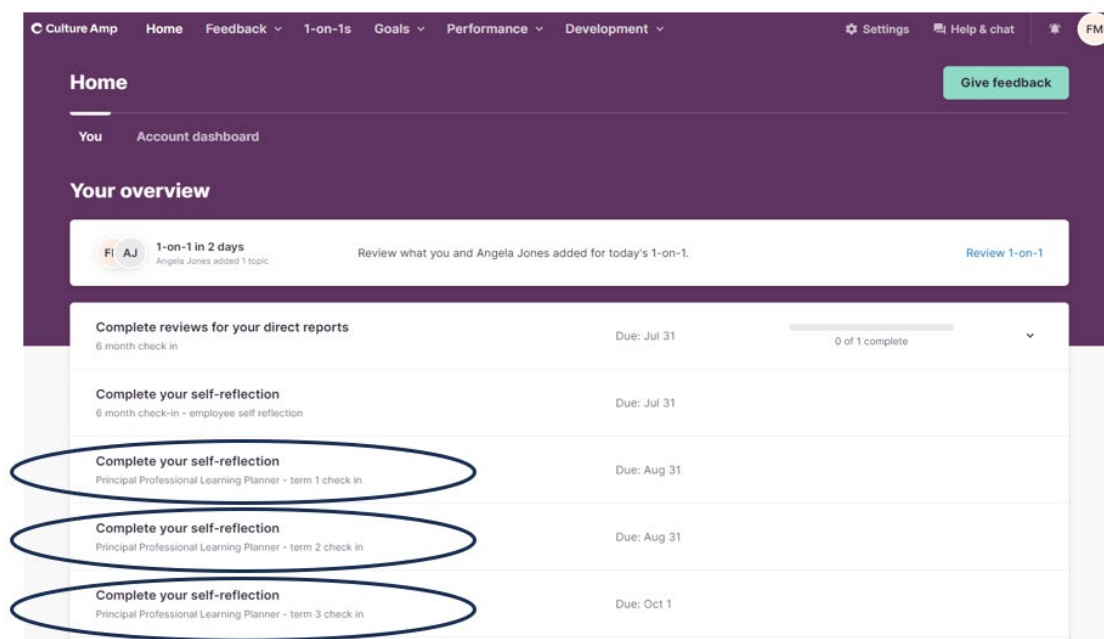
[fmurphy@dobcel.catholic.edu.au](mailto:fmurphy@dobcel.catholic.edu.au)

**Send recovery email**

[Cancel](#)

When you first log on you will land on the home page. The home page provides an overview of the Culture Amp options available. The overview will provide you with a list of any tasks that need to be completed.

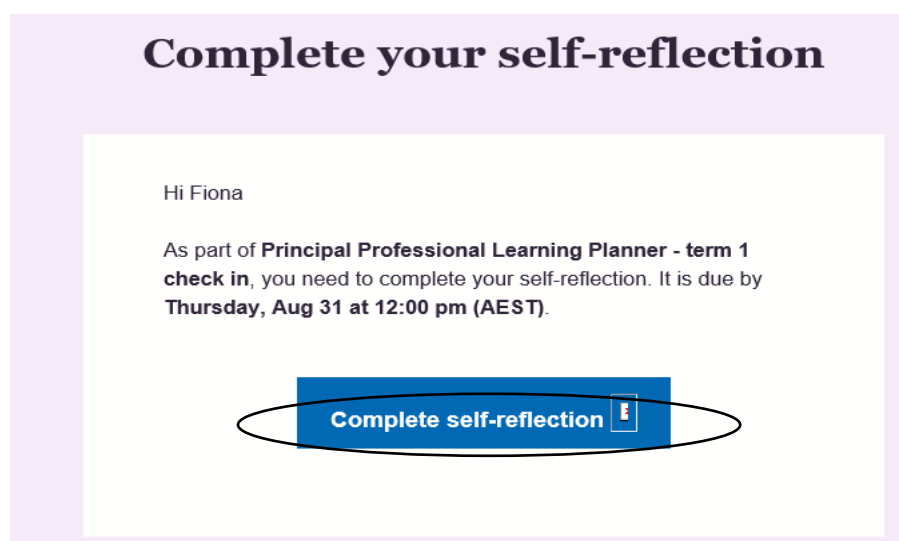
Below is an example of an overview –



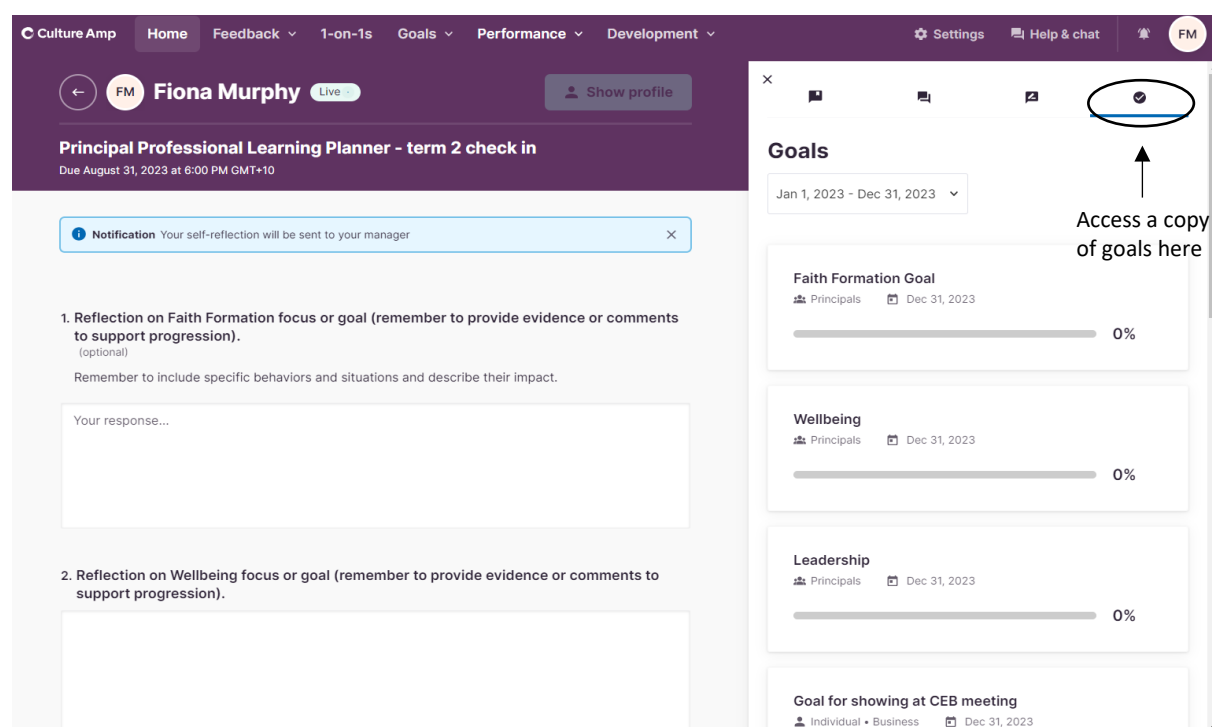
Your home page will only have tasks to complete that are related to you and the role you have.

## How do I complete my termly self-reflection?

1. When the termly reflection template is assigned to your profile in Culture Amp you will receive an email to advise you the self-reflection is open.
2. Click on the complete self-reflection button (circled below), which will take you directly into your self-reflection or alternatively access the reflection via the home page (pictured above).



Your template will look similar to the one below. The self-reflection questions are listed in the main screen with the box on the right-hand side containing a number of tools to assist in completing the self-reflection. Please note, these boxes currently may not contain any data (as we progress using Culture Amp, information will flow into these). However, on the fourth tab, you can access a copy of your goals (circled below).



## What about the notes I had saved in ELMO?

Any notes saved in ELMO have been unable to be automatically imported into Culture Amp, however, we have made every effort to pull all notes from ELMO.

Over the coming weeks, if there are notes from your ELMO account these will be emailed to you so you can copy and paste and save into Culture Amp.

Please contact [Fiona Murphy](#) or [Tania Lund](#) if you haven't received any notes and believe you should have or would like a copy of your notes sent more immediately.

## Can I access my previous termly reflection?

Any reflections from term 1 saved in ELMO have been unable to be automatically imported into Culture Amp, however, we have made every effort to pull all termly reflections from ELMO.

Over the coming weeks, if there is a term 1 reflection from your ELMO account this will be emailed to you so you can copy and paste and save into Culture Amp.

Please contact [Fiona Murphy](#) or [Tania Lund](#) if you haven't received a copy of your term one reflection and believe you should have or would like a copy of your reflection sent more immediately.

## Who can I contact for assistance?

Please contact [Fiona Murphy](#) or [Tania Lund](#) for assistance.